

Bufftech Vinyl Fence

*Leading in quality, service
and innovation*



Dealer Catalog



CONTENTS

	Traditional Fence	
	Cape Cod	4
	Charleston	4
	Providence	4
	Yorkshire	5
	Rothbury	5
	Danbury	5




	Classic Fence	
	Canterbury	6
	Manchester	6
	Classic Impressions	7
	New Castle	7
	Normandy	7




	Contemporary Fence	
	Baron	8
	Countess	8
	Monarch	9
	Princeton	9
	Victorian	9



	Semi-Private Fence	
	Columbia	10
	Imperial	10
	Millbrook	11



	Privacy Fence	
	Chesterfield	12
	Huntington	13
	Westminster	13
	Lexington	14
	Galveston	14
	Norfolk 1	14
	Classic Curve Deco Rail	15



	Post & Rail	16
---	------------------------	----

	Features & Benefits	18
---	--------------------------------	----

	Systems Specifications	19
---	-------------------------------	----





the next generation in fencing

what's new

A pioneer in the development of vinyl fence, Bufftech continues to lead the way with a new generation of fence products designed to meet the demands of today's consumers.

A trusted brand of CertainTeed, America's leading manufacturer of building products for more than a century, Bufftech offers a winning combination of quality products recognized throughout the industry for their innovative styling. We stand behind our products with a service offering that's second to none.

Bufftech sets the standard for product innovation by continually generating fresh ideas in fence design. Employing the latest advances in polymer technology, Bufftech has created an ever-expanding array of dark fence colors offering outstanding weatherability and

performance. From the innovative acrylic formulation found in the clay Chesterfield fence to the revolutionary polypropylene and fiberglass composite design of Prestige black ornamental fencing, Bufftech products are specially engineered to maintain their color and mechanical properties under long-term exposure to the elements — including UV light, moisture and heat.

No matter which style or color you choose, all Bufftech products deliver superior weatherability, enduring color and exceptional strength, and are backed by our outstanding warranty protection.



Cape Cod

Heights: 3', 4' & 5' • Colors: White
Picket Style: 3" Pointed Picket



Cape Cod Concave

Heights: 3', 4' & 5' • Colors: White
Picket Style: 3" Pointed Picket



Charleston

Heights: 3' & 4' • Colors: White
Picket Style: 1-1/2" Pointed Picket



Charleston Concave

Heights: 3' & 4' • Colors: White
Picket Style: 1-1/2" Pointed Picket



Providence

Heights: 4' • Colors: White
Picket Style: 3" Pointed Picket
Meets most pool codes



Providence Concave

Heights: 4' • Colors: White
Picket Style: 3" Pointed Picket
Meets most pool codes

Face mount rackable pickets maintain a clean, upright appearance on sloping terrain. Pickets attached with rivets for lasting strength.

traditional


*a timeless
look that's
always
in style*



Yorkshire
 Heights: 3' & 4' • Colors: White
 Picket Style: 3" Dog Ear Picket



Yorkshire Concave
 Heights: 3' & 4' • Colors: White
 Picket Style: 3" Dog Ear Picket



Rothbury & Rothbury Concave (shown)
 Heights: 4' • Colors: White, Tan
 Picket Style: 3" Dog Ear Picket

traditional



Danbury
 Heights: 4' • Colors: White, Tan
 Picket Style: 3" Pointed Picket



Danbury Concave
 Heights: 4' • Colors: White, Tan
 Picket Style: 3" Pointed Picket

Thru-picket "good neighbor" design is equally attractive on both sides. Thru-picket styles are 8' wide. Steel reinforced bottom rail.

*sophisticated styling
in an elegant design*



Canterbury

Heights: 3' & 4' • Colors: White
Picket Style: 1-1/2" Square



Canterbury Swoop

Heights: 4' to 3' Transition • Colors: White
Picket Style: 1-1/2" Square

classic



Manchester

Heights: 3' & 4' • Colors: White & Tan
Picket Style: 1-1/2" Square



Manchester Concave

Heights: 3' & 4' • Colors: White & Tan
Picket Style: 1-1/2" Square

*Bottom rail reinforced with steel for added strength and durability.
"Thru-picket" "good neighbor" design is equally attractive on both sides.*



Classic Impressions™ Posts

Heights: 3' & 4' posts available
 in fluted and recessed styles
 Colors: White (available specifically to complement
 Manchester fence for flat and concave styles)



fluted



recessed



New Castle

Heights: 4', 5' & 6' (5' & 6' include midrail)
 Colors: White • Picket Style: 1" Square
 Picket Cap: Ball Point or Tri-point

classic



picket cap styles

Normandy

Heights: 5' & 6' • Colors: White
 Picket Style: Alternating 1" Square Pickets
 Picket Cap: Ball Point or Tri-point

easy care with modern-day flair



Baron

Heights: 3', 4', 5' & 6' • (5' & 6' include midrail)

Colors: White & Tan

Picket Style: 7/8" x 3"

contemporary




Countess

Heights: 3', 4', 5' & 6' • (5' & 6' include midrail)

Colors: White & Tan

Picket Style: 7/8" x 1-1/2", 7/8" x 3"

Rackable pickets maintain a clean, upright appearance on sloping terrain. Bottom rail reinforced with steel for added strength and durability.



Monarch

Heights: 3', 4', 5' & 6' • (5' & 6' include midrail)
Colors: White & Tan
Picket Style: 7/8" x 1-1/2", 7/8" x 3"



contemporary

Princeton

Heights: 3', 4', 5' & 6' • (5' & 6' include midrail)
Colors: White & Tan
Picket Style: 7/8" x 1-1/2"



Victorian *(tan shown)*

Heights: 3', 4', 5' & 6' • (5' & 6' include midrail)
Colors: White & Tan
Picket Style: 7/8" x 1-1/2"

*a smart option that
complements any setting*



Columbia

Heights: 5' & 6'

Colors: White

Picket Style: 7/8" x 6" Ribbed



Columbia with Lattice

Heights: 4' 8" plus 1' 4" Lattice Accent

Colors: White

Picket Style: 7/8" x 6" Ribbed

semi-private



Imperial

Heights: 3', 4', 5' & 6' • (5' & 6' include midrail)

Colors: White & Tan

Picket Style: 7/8" x 3"



(tan shown)

*Bottom rail reinforced with steel for added strength and durability.
Thru-picket "good neighbor" design is equally attractive on both sides.*

Millbrook

Heights: 5' & 6'

Colors: White & Tan

Picket Style: 7/8" x 6" Ribbed

semi-private



the perfect choice for complete privacy

Chesterfield

Heights: 4', 5' & 6'

Colors: White, Tan, Grey & Clay
(4' White & Tan only)

Picket Style: 7/8" x 7" Tongue & Groove



privacy





Chesterfield with Lattice

Heights: 3'8" plus 1'4" Accent
4'8" plus 1'4" Accent

Colors: White & Tan

Picket Style: 7/8" x 7" Tongue & Groove




Chesterfield with Victorian

Heights: 4'8" plus 1'4" Accent

Colors: White & Tan

Picket Style: 7/8" x 7" Tongue & Groove and 7/8" x 1-1/2"



(tan shown)

Huntington

Heights: 4' 8" plus 1' 4" Accent
Colors: White & Tan

Picket Styles: 7/8" x 7" Tongue & Groove & 1-1/2" Square



privacy

Westminster

Heights: 4' 8" plus 1' 4" Accent
Colors: White

Picket Style: 7/8" x 7" Tongue & Groove

Bottom rail reinforced with steel for added strength and durability.

the perfect choice for complete privacy



Lexington

Heights: 5' 8"

Colors: White

Picket styles: 5/8" x 11-3/8"
Tongue & Groove



Lexington with Lattice

Heights: 4' 7" plus 1' 1" Accent

Colors: White

Picket styles: 5/8" x 11-3/8" Tongue & Groove

privacy



(tan shown)

Galveston

Heights: 7' & 8' • 6' 8" plus 1' 4" Accent

Colors: White & Tan

Picket Style: 7/8" x 7" Tongue & Groove

(All three rails reinforced with steel.)



Norfolk 1


Heights: 5' & 6' • 4' 8" plus 1' 4" Accent

Colors: White & Tan

Picket Style: 7/8" x 3"

Bottom rail reinforced with steel for added strength and durability.


Clay shown



signature style

F E N C E W I T H F L A I R

privacy



Bufftech takes privacy fence to a new level with the Classic Curve Deco Rail. Featuring the distinctive look of crown molding in a patent-pending design, Classic Curve delivers the innovative styling that Bufftech is famous for in a choice of popular colors. Available in white and tan in most privacy styles plus grey and clay in the Chesterfield style, Classic Curve continues Bufftech's tradition of offering high-style, low-maintenance fence products.

- Larger decorative molding with more prominent shadow line
- Pre-formed channel allows for fast and easy picket installation
- Steel reinforced bottom rail enhances strength and durability

*a winning combination of beauty,
durability and versatility*



post & rail

2-Rail Style

Colors: White & Tan

Tan only available with ribbed rails

Rail Size: 1-1/2" x 5-1/2" Ribbed, 2" x 6" Hollow
2" x 6" Ribbed

3-Rail Style

Colors: White & Tan

Tan only available with ribbed rails

Rail Size: 1-1/2" x 5-1/2" Ribbed, 2" x 6" Hollow
2" x 6" Ribbed



4-Rail Style

Colors: White & Tan

Tan only available with ribbed rails

Rail Size: 1-1/2" x 5-1/2" Ribbed, 2" x 6" Hollow
2" x 6" Ribbed

Crossbuck

Colors: White & Tan

Rail size: 1-1/2" x 5-1/2" Ribbed



EXPRESS CLYDESDALES

post & rail

The Bufftech advantage.

Thanks to state-of-the-art vinyl technology, Bufftech's premium vinyl fence is engineered to last. The weather-resistant vinyl construction won't corrode, peel, flake or discolor. Our innovative co-extrusion process offers increased durability and UV protection, while precision pre-routed posts provide for easy, bracket-free installation. All Bufftech products are backed by an outstanding lifetime, limited warranty.

Routed Rails

- Fence section can be racked to follow the slope of the terrain
- Precision routed for a clean, professional finish
- Ensures a safe, secure picket attachment with no unsightly glue or screws

Routed Fence Post

- Superior aesthetics to unsightly brackets and screws
- A more secure connection that allows for thermal expansion season after season

Heavyweight Pickets

- Provide superior impact strength and resist the warping and oil canning found in flat panel fence
- Offering includes both profile and tongue & groove designs

Steel Reinforced Bottom Rail*

- Eliminates sagging and bowing, producing a stronger fence
 - Hour-glass design grips the end of pickets to add stiffness
 - Classic style
- *Offered with privacy, semi-private and contemporary fence styles

Full Length Fence Post

- Installed 30" below the ground (or to frost line), not 24" like some bargain vinyl fences
- Eliminates post heave due to frost
- Provides enhanced wind load performance
- Heavyweight structural fence posts do not need to be reinforced by a wood post

Cap Styles

Ball



Gothic




External Flat



New England



Internal Flat



features
& benefits

Bufftech Fence Systems Specifications

Bufftech

STYLE	PICKET SIZE	PICKET SPACING	SECTION WIDTH (NOMINAL)	RAILS	STEEL REINFORCEMENT RAIL**
-------	-------------	----------------	-------------------------	-------	----------------------------

TRADITIONAL

12 Picket

Cape Cod (Pointed Cap)	7/8" x 3"	2-7/16"	72"	1-3/4" x 3-1/2" x 72"	None
Yorkshire (Dog Ear Cap)	7/8" x 3"	2-7/16"	72"	1-3/4" x 3-1/2" x 72"	None

14 Picket

Providence (Pointed Cap)	7/8" x 3"	1-3/4"	72"	1-3/4" x 3-1/2" x 72"	None
--------------------------	-----------	--------	-----	-----------------------	------

15 Picket Thru-Rail

Danbury (Pointed Cap)	7/8" x 3"	2-15/16"	96"	1-3/4" x 3-1/2" x 96"	Bottom
Rothbury (Dog Ear Cap)	7/8" x 3"	2-15/16"	96"	1-3/4" x 3-1/2" x 96"	Bottom

19 Picket

Charleston (Pointed Cap)	7/8" x 1-1/2"	2"	72"	1-3/4" x 3-1/2" x 72"	None
--------------------------	---------------	----	-----	-----------------------	------

CLASSIC

Canterbury	1-1/2"x1-1/2"	1-9/16"/4-5/8"	96"	2" x 6" x 94" (Ribbed Bottom) 3" x 3" x 94" (Mid/Top)	Bottom
Manchester	1-1/2"x1-1/2"	1-9/16"	96"	2" x 6" x 94" (Ribbed Bottom) 3" x 3" x 94" (Top)	Bottom
New Castle	1" x 1"	3-5/8"	96"	1-3/4" x 3-1/2" x 96"	Bottom
Normandy	1" x 1"	3-5/8"	96"	1-3/4" x 3-1/2" x 96"	Bottom

CONTEMPORARY

Baron	7/8" x 3"	2-15/16"	96"	1-3/4" x 3-1/2" x 96"	Bottom
Countess	7/8" x 1-1/2" 7/8" x 3"	2-5/16"	96"	1-3/4" x 3-1/2" x 96"	Bottom
Monarch	7/8" x 1-1/2" 7/8" x 3"	3"	96"	1-3/4" x 3-1/2" x 96"	Bottom
Princeton	7/8" x 1-1/2"	1-3/4"	96"	1-3/4" x 3-1/2" x 96"	Bottom
Victorian	7/8" x 1-1/2"	3-5/8"	96"	1-3/4" x 3-1/2" x 96"	Bottom

* Lattice and Victorian accents available (Lattice only for Columbia & Lexington).

** Standard for bottom rails where noted. Optional for top rails. Aluminum channel available and recommended for high corrosion areas.

Bufftech Fence Systems Specifications

Bufftech

STYLE	PICKET SIZE	PICKET SPACING	SECTION WIDTH (NOMINAL)	RAILS	STEEL REINFORCEMENT RAIL**
-------	-------------	----------------	-------------------------	-------	----------------------------

PRIVACY

Chesterfield*	7/8" x 7" Tongue & Groove	N/A	96"	2" x 6" Deco x 94" (Ribbed)	Bottom
Galveston*	7/8" x 7" Tongue & Groove	N/A	96"	2" x 6" Deco x 94" (Ribbed) (Top/Bottom) 2" x 6" x 94" (Ribbed - Midrail)	Top, Middle, Bottom
Huntington	7/8" x 7" Tongue & Groove	N/A	96"	2" x 6" Deco x 94" (Ribbed) 3" x 3" x 94" Top Accent Rail	Bottom
Lexington*	5/8" x 11-3/8" Tongue & Groove	N/A	96"	1-1/2" x 5-1/2" Deco x 94" (Ribbed)	Bottom
Norfolk 1*	7/8" x 3"	N/A	96"	2" x 6" Deco x 94" (Ribbed) 7/8" x 3" x 94" (Midrail)	Bottom
Westminster	7/8" x 7" Tongue & Groove	N/A	96"	2" x 6" Deco x 94" (Ribbed) 3" x 3" x 94" Top Accent Rail	Bottom

SEMI-PRIVATE

Columbia*	7/8" x 6" Ribbed	4-7/16"	96"	3-1/2" x 3-1/2" x 94"	Bottom (Aluminum)
Imperial	7/8" x 3"	9/16"	96"	1-3/4" x 3-1/2" x 96"	Bottom
Millbrook	7/8" x 6" Ribbed	13/16"	96"	2" x 6" x 94" (Top/Bottom) 1-3/4" x 3-1/2" x 94" (Midrail)	Bottom

POST & RAIL

STYLE	POSTS	RAILS	GATES
Post & Rail	5" x 5" on 8' Centers	1-1/2" x 5-1/2" Ribbed or 2" x 6" Ribbed or Hollow	2-Rail - 6' wide (12' Double Drive) 3 and 4-Rail - 8' wide (16' Double Drive)
Crossbuck	5" x 5" on 8' Centers	1-1/2" x 5-1/2" Ribbed Crossrails, 1-1/2" x 5-1/2" Ribbed	Available in 8' Width Only, 16' Double Drive

Intermediate Rails: All 5', 6', 7' and 8' heights have an additional midrail with the same dimensions as top/bottom rails (except Chesterfield, Lexington and all Traditional fences). Other exceptions are noted on specifications chart.

Posts: All 3' & 4' high fences available with true 4" x 4" posts except Chesterfield, Manchester and Canterbury (5" x 5" posts).

Post & Rail and all 5', 6', 7' and 8' fences available with 5" x 5" posts.

Caps: Choice of External Flat, Internal Flat, Gothic, New England or Ball.

Gates: Factory pre-assembled 50" wide gates (Lexington 42-3/8" wide) are available for residential style fences; other widths assembled by dealer using Gate Kits.

Look beyond the fence.

In addition to our broad line of quality vinyl fence products, Bufftech also offers an outstanding selection of deck and railing systems designed to enhance any outdoor setting. We invite you to learn more about Bufftech's innovative products by visiting our website at www.bufftech.com or by contacting your Bufftech dealer.





231 Ship Canal Parkway
Buffalo, NY 14218
800.333.0569
fax: 716.827.2843
www.bufftech.com

Distributed By:

STANDARD FENCING CO., INC.
2723 N. HARLEM AVE.
CHICAGO, IL 60707
773-836-4650